




A sample 2's Peek of the Week	
Theme: Heart Healthy Month Moving Our Bodies, Helping friends	
<p><b>Books we are reading:</b>  <u>Dot and Dash</u>  <u>I Can Share</u>  <u>I Love Hugs</u>  <u>The Manners Book</u></p>	<p><b>Circle Activities:</b>  Children singing at circle:  “If Your Happy and You Know it”  Surprise box.....What is inside?  Tell us about your family...</p>
<p><b>Songs/Finger Play:</b>  Children Singing :  Our new “Hello Song”  “Good bye Song”  “The Manners Song”  “How many people in your family?”  “My Valentine”  “I Love You”  “Where is red (color recognition)”</p> 	<p><b>Group Activity/Music</b>  <b>Gross motor activity:</b>  Children hoping and jumping on red, yellow, blue and orange hoops  Obstacle course (continued)  Jumping on bubble wrap, musical heart hop  Parachute Play  using arms, upper torso and shoulders to move the parachute up and down</p>  <p><b>Music &amp; Movement:</b>  dancing to our favorite songs.  Dramatic play: new baby doll clothes, dress up clothes, hats, pocketbooks  <b>Fine motor:</b> making a valentine necklace, stringing and sorting different color straw pieces with yarn.(continued from last week)</p>
<p><b>Art Activities:</b> Easel painting: Process art: using texture paint, color choices (add salt to our paint) on white paper  Children Making cards for friends using recycled materials (continued)  Children making texture art, using glue, red, pink, and white yarn  Free Art: collage, red and white ribbon, material, shapes and straws different sizes.</p>	<p><b>Math &amp; Science Area:</b>  <b>Science:</b> Making cloud dough  <b>Cooking:</b> Making heart shape waffles w/strawberries; Pink cream cheese on a whole wheat cracker; Making pasta  <b>Math Activity:</b>  We are learning to count and sort our small color animal, shapes dumping and filling our containers.  Different size heart cups  <b>Sensory table:</b> Tissue paper, cores, foam, heart shapes, different colors and sizes and tape</p>
<p><b>Skills We Are Working On:</b>  <b>Social/Emotional:</b>  Learning friends names  Using our manners, helping friends  Learning how to work cooperatively when using the parachute  Taking turns  Promoting social interactions  <b>Self-help skills:</b>  Children putting on their own coats  Children pouring water at snack  Throwing out their cups and napkins when they are done with their snack  Sitting at circle  Following classroom routines  <b>Cognitive:</b>  Color recognition (red, pink and purple)  Listening skills; following simple 2 step directions  Number recognition  Counting /sorting hearts and animals  Science: cooking, measuring, stirring and pouring  <b>Language:</b>  learning words to describe attributes of objects</p>	<p><b>Notes for Parents:</b>  Your children are having fun celebrating our Happy Healthy Hearts  We are making heathy snacks, having tasting bites and enjoy sitting with our friends. Children are learning to say please and thank you, and learning how to be a helping friend.  The children love our hopping activities, parachute play and obstacle courses. They are helping each other when using the parachute, and practicing our safety rules.</p>  <p><b>Reminder:</b>  No School February 20<sup>th</sup>- 24<sup>th</sup> Winter- Recess</p>